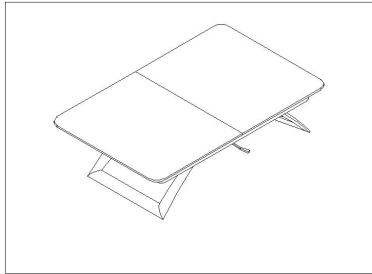
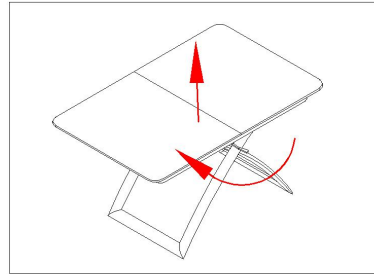


B2275-3

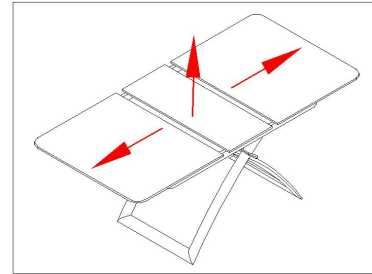
Raising and Unfolding Steps:



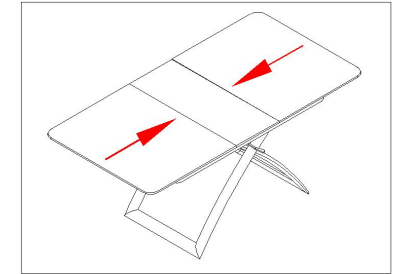
1. Unpack and position correctly.



2. With your right hand, move the handle all the way to the left, while using your left hand to assist in lifting it up as high as possible. Release the handle of the right hand.

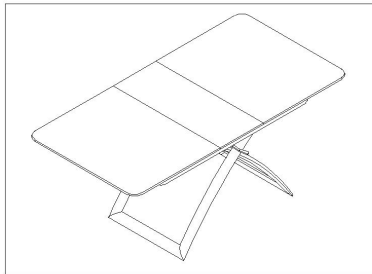


3. Use both hands to pull the large ceramic piece on one side in parallel. It will fully unfold, and the middle ceramic piece will automatically rise to be level with the large ceramic piece.

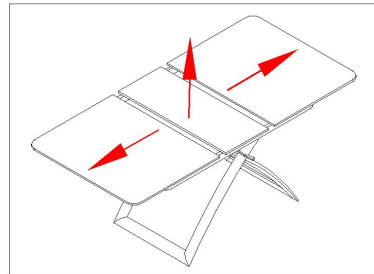


4. Push the large ceramic pieces together to complete the unfolding process.

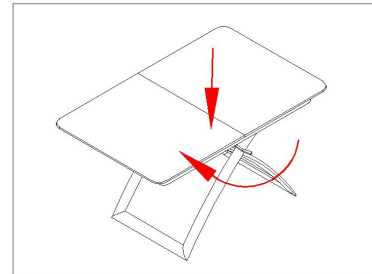
Folding and Lowering Steps:



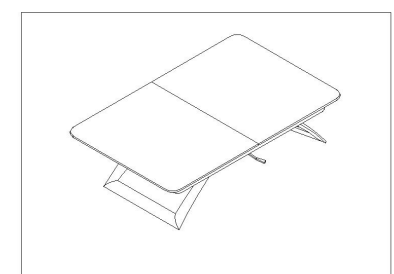
1. Use both hands to pull the large ceramic plate on one side in parallel until it is fully extended. The middle ceramic plate will automatically descend.



2. Push the large ceramic pieces together to complete the folding process.



3. Use the right hand to move the handle to the far left, and press down with the left hand to lower it to the lowest position. Release the handle of the right hand.



4. The lowering is completed.